


## PRESIDENT'S REPORT

Welcome to this month's Viewpoint.

Members as at October 12 were 271. The September competition night saw the lowest numbers this year with 125 entries from 69 members and 73 awards issued. This was a disappointing number of entries considering our membership; hopefully October will be a better month.

The Training group have been busy with the Getting to Know Your Camera Day in early October and the interesting workshop night. There is also the Image Editing day at the end of October.



We continue to sell Matt boards, books and T Shirts and Barbara is currently looking into special pricing for Wacom tablets, more to follow on this one. Barbara is also working on getting prizes for our year end presentation.

The competition committee have been busy defining our Set subjects for 2011, which has allowed William to start organising Lecturers and Judges for next year.

The Social committee has been very active with outings to Cape Bailey, Waverly Cemetery, Bicentennial Park and Newington Armoury. Planning is well underway for our Annual presentation night on December 4 and we will be starting to collect numbers for the night shortly. We would like to see as many members and guests as possible at the function which will be an exciting night.

The new website gets closer each week with most of the identified bugs corrected. Much of the testing over the last six weeks has been done by Bob Cook and I once again thank him for his dedication. We will be expanding the testing over the next couple of weeks and start assembling more of the new content. I cannot give a date when the final version will be on line, it depends on how many additional bugs we find in the site but I'm still hoping it will be before year end.

As you can see there is a lot of activity going on at the moment and I thank all those involved for their contributions.

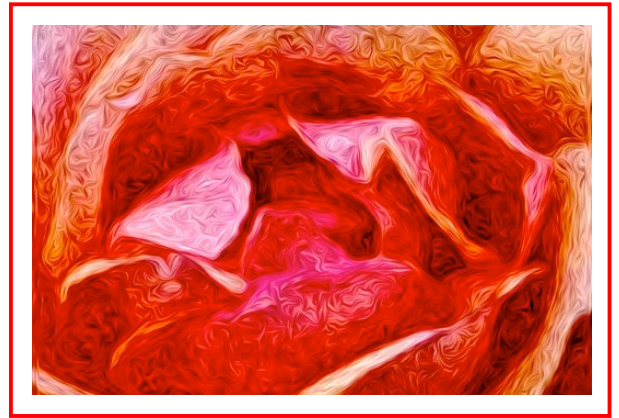
Until next month happy snapping.

Regards  
Mal Hobson


***Congratulations to the following winners from Competition Night  
26<sup>th</sup> October 2010***



Digital Image of the Month- Set – “Moonlit Sofala” – Carol Abbott



Digital Image of the Month - Open – “Painted Rose” – Graham Gard



Print of the Month – Set – “Graffiti Inc “ – Mary Elias



Print of the Month – Open – “Sunset at Lithgow” – Jason Pang

## New Members

**CHRSL Photography club welcomes the following new members to the club.**

Stephen Wallbank  
Benjamin Loh  
Linda Davidson  
Bernie Gudge  
Graham Coote  
Paul Milliken  
Kathleen Joseph  
Bill Reid  
James Reid  
Marie Lamont

Kris Kasby  
Christine O'Connor  
Andrew Stenmark  
Colleen Murphy  
John Dunnachie  
Barry Osmond  
Rex Ratnam  
Tracey Boyle  
Alda Curtis

We look forward to seeing you and your images.

New members to the club are encouraged to read

The Federation of Camera Clubs newsletters - f/stop, just click on the link here.

[http://www.photographynsw.org.au/news\\_pdf/fcc\\_1011.pdf](http://www.photographynsw.org.au/news_pdf/fcc_1011.pdf) It has lots of info on external competitions and news and events from other clubs.


## Thank You

*During a recent Hospital stay, I received the most beautiful arrangement of flowers consisting of Roses and Singapore Orchids from the members of our photographic club.*

*I can't tell you how much your well wishes meant to me.*

*Thank you to all and to those who organised this for me.*

Elizabeth Goff



## **MORE AWARDS FOR WAL PHELPS**

For the second year in a row I have been honoured to receive the APPS "Norman James-Martin" trophy for the best commercial print of the year. This year it was for my entry - "Wheely Old". The photo was taken at the old Monte Cristo homestead near Junee in the NSW Riverina. If anyone is ever in this area of the State then this place has lots of opportunities for some great photographs (in my humble opinion at least).



## **WELL DONE NINA MATTHEWS!!!**

I was at the beach with 16 teenagers for my daughters birthday -it was the perfect day , I took the shot in the middle of the day when this lovely lady came up to me we got talking about my Canon camera. I had taken a few shows of the beach and she wanted to see what they looked like on the big camera etc so I showed her. Then she told me she was from Waste Warriors- [www.wastewarriorsworld.com](http://www.wastewarriorsworld.com) and she asked me to send her a few shots -I did - she loved the shots we emailed back and forth she told me her idea, I was fine with it then last week my Mum noticed these signs up around Terrigal while visiting her Mum.

These were taken in Feb 2010 and there are 5 large metal signs that I know of that are up and about in Terrigal one in front of the Crown Plaza and one at every entrance to Terrigal. Very exciting for me and she even put my name on it I was chuffed!!!

## Peter Eastway

2nd November 2010

Peter Eastway is once again coming to the Castle Hill RSL Photography Club. Those who have heard Peter speak before; will know what a good motivating speaker he is. Those who haven't heard him are in for a treat.

Peter has worked in most areas of professional photography, however his present passion is for landscapes which have become well known in the photographic world.

He first exhibited with the Cavé Group in 1979, but over the past ten years he has been exhibited more regularly with his award-winning imagery.



Peter's work is so respected that Lonely Planet chose him to write their international photography guide book on landscape photography.

Peter is also a Grand Master of Photography, one of only a handful in the world and earned from a career spanning nearly 30 years.

Peter has won many awards for his photography.

In 1996 and 1998 he was the AIPP Australian Professional Photographer of the Year.

He was Australian Landscape Photographer of the Year in 1995, 1996 and 1998, Australian Illustrative Photographer of the Year in 2004, and NSW Professional Photographer of the Year in 1995, 1996 and 2004.

Recently he won the Grand Award for the Commercial Category at the 2005 WPPI Exhibition in Las Vegas.

His limited edition prints are exhibited in selected galleries around Australia and are held by private collectors in England, Canada, New Zealand, Japan and the USA.

One of the new images in Peter's Western Australian portfolio is, Sugarloaf Rock.

Peter says: "It can be difficult to appreciate just how big this monolith is, sitting off the coast of South Western Australia, braving the Southern Ocean swells. It's an amazing location and one that is photographed by every visitor.

The challenge, as in all art, is to create an image that is a little different and, hopefully, captivating. Fellow photographer Tony Hewitt and I braved two torrential squalls during a period of highly changeable weather to capture this image, and then I lived with the image over a period of months, working out exactly what the image was saying to me.

For me, images like this are imposing without being dominating. It looks great as a feature print on the wall of my office and would sit well in a lounge room as well."

Peter also runs "Better Photography Magazine" which can be found at: <http://www.betterphotography.com>

You can find Peters own work at: <http://www.petereastway.com>

## SAMOA BY Val Fenbow

Flying in from a chilly winter Sydney, the balmy tropical weather of Polynesian Samoa was a pleasure, including the fact you arrived the day before you left.

The historic Aggie Greys Hotel, in Apia was a great place to stay. A ten minute walk from the town centre. It was in 1942 that Aggie started her boarding house creating a resting place for many famous people who wandered the Pacific Islands.

Having a few days to spare we took advantage of the free time, hired a car and toured the Island, with a speed limit of 40km and a speed hump every kilometre on the main road, it was



easy sightseeing. It was good to see the rebuilding and repairs to the area that was damaged by the tsunami in 2009

The Samoans are a lovely people, always smiling and happy to know you. Love having their photos taken.



We took the car over to the Island of Savaii and spent a couple of nights in a fale, a local palm fringed hut built at the waters edge, It was great lying on a soft bed listening to the water lapping and the occasional thump of a coconut landing on the roof.






At the village of Saleaulai we walked the lava ruins where huge areas are covered with the residue from the volcanic eruption that started in 1905 and ran until 1911. The land has some pockets of soil where stunted coconut palms grow.




A swim with the Turtles followed and then a drive to watch the sunset as another tropical storm arrived. Then back to our fales before returning to Apia..



*By Val Fenbow*

**Castle Hill RSL Photography Club wins Silver  
at the FCC Interclub Competition.**



## Outing Report – Waverly Cemetery, 9 October, 2010

by Ian Moore

There were a few things going against this outing being a success. Originally planned for Rookwood, but a last minute change to Waverly was needed due to the procrastinating Rookwood authorities making the red tape necessary to get in there, just too big to jump over. Also, the weather on Saturday morning was looking like the best way to spend an afternoon and evening would be indoors and certainly not running around a cemetery on a very exposed piece of coastal headland.

As a result we had only about 15 club members able to make what turned out to be a very successful, informative and entertaining outing. Fortunately, by the time we had all assembled at the designated meeting point, the wind had dropped, and the sun was breaking through the clouds. So after we had heard all the usual cemetery jokes, it was time to go and play with our cameras. Before we could do this however, there was a bit of schoolwork we had to attend to.

The main focus (pardon the pun) of this outing was to experiment with the use of off-camera flash and balancing flash and ambient light and using these techniques to get some creative photos. Sam had prepared a presentation stepping us through the main points of how, when and why off camera flashes are used. He later played the role of light stand for us. Holding a flash unit so we could set it off remotely from our own cameras. I'm sure he is still seeing spots before his eyes from the number of times it went off in his face.

After school was out there was still some lovely late afternoon sunshine to make the most of. Tripods and cameras scattered all over the cemetery, but as the light faded we gathered together again to concentrate on shooting some of the more interesting headstones. Special thanks must go to Sam for not just his patience but also his willingness to share his wealth of knowledge and experience with us. From lighting and shooting angles, to exposure and white balance settings and much more. And he does do a great impersonation of a light stand.

Erik had brought along a couple of very powerful spotlights. We didn't use them for our photography, but I'm sure they could be seen in New Zealand and probably burnt the paint of some of the low flying planes in the area.

In the end, a bunch of happy snappers adjourned to a pub in nearby Coogee for a meal and a drink to end what was a great outing. The 3 photos below are ones that I took, but follow the link below to YouTube for a slideshow prepared by Jason Pang of a collection of images from Jason, Monica, Tom, Jacci, Rita and Barry. Lets hope we see some more on competition nights over the next few months. Once again a big thank you to Jacci and Sam for the organisation.

Link to the slide show prepared by Jason Pang of the outing: <http://www.youtube.com/watch?v=SiqM3RqvA-I>



**By Ian Moore**

**Mid-Week photographic excursion. OCT 2010**

**Newington Armoury / Bird Refuge / Newington Armoury  
Cafe.**



Our October mid-week photographic excursion to Sydney Olympic Park; Newington Bird refuge, Newington Armoury and Café was blessed with sun and perfect conditions for a wonderful day out. We had thirteen enthusiastic Camera Club members come along and we all

enjoyed the relative calm of the mangroves and riverside views of the Homebush Bay shipwrecks.


Finding our way to the bird hide was a little challenging as it is well hidden among the trees; we tried for the perfect photo of the migratory birds that visit the area each year, with persistence we were rewarded with some nice shots of birds sunning themselves on such a beautiful day.

The Newington shipwrecks are wonderful, with rusted hulls providing amazing textures for photography and havens for birds.

Jostling with many patrons, the Newington Armoury Café was vibrant and served delicious food. After lunch our guide Judy provided a very informed introduction to the Armoury where we were left to wander freely to photograph (except through the restricted areas).

We all had a wonderful day finishing with a relaxing coffee at the Café again before departing for home.

Our next mid-week outing will be on Wed 17<sup>th</sup> Nov. please check the club reminder notice for details.



**By Deanna Brown**



## Workshop Plans

**Hi Everyone,**

The Workshop Night on 9 November will be our last for the year and will be dedicated to Papers, Profiles and Printing.

Derek Mobbs, from Epson Australia, will be our guest speaker. Many of you will remember Derek's presentation in 2008 and his Photoshop Master Class in May 2009.

Derek is a well regarded trainer for Epson and his knowledge in the area of printing etc. is first class. He also has the ability to share and impart this knowledge, which is why he is so valued as a speaker.

To do the subject justice, I have decided that this will be the only presentation on the night.

Should be another great night,

**See you there,**

**Bob Cook  
Training Coordinator**

## MEMBER PROFILE: Deanna Brown

### How and why did you start in photography?

I have been interested in photography for many years, doing my first 'wet' photography course in high school and then again as an elective at Uni. however, that was many years ago. I have really only seriously been actively involved in photography for about 2 years now. In that time I have read a lot and completed a creative photography course through the Norwest Community College. I am always looking to learn more and to improve my photography to enable me to capture the stories and the beauty that exist all around us. I am currently pursuing my photography from an artistic perspective, striving to develop my skills as a fine arts professional.

### What camera do you use and what is your favourite lens at the moment ?

I am using a Canon 40D, mainly with the 24-70mm f/2.8 and 70-200mm f/2.8 lens. I love the 70-200 f/2.8, it produces really sharp images with great bokeh, it allows me to get up close to my subject and the flexibility to shoot in lower light.

### What are your photographic goals?

The visual arts are my passion, with my photography I strive to produce Fine Art quality photos. I would like my photography to bring enjoyment to others through my images.

### What does being a member of the CHRSL Photography Club mean to you?


Being a member of the CHRSL photography club puts me in contact with people who also have a passion for photography, people who understand that we need to spend time composing a photo, that to really 'see' the world, we must look at it in ways that many do not. I am encouraged by the participation of the club members, and inspired by the many beautiful images that are submitted into the competitions. The CHRSL photography club is diverse in its membership; I feel that this diversity gives the opportunity for every member to gain knowledge, based on their own passions and motivations.

### Are you drawn to any one type of photography (landscape, portrait, macro etc.) ? and why?

I love the beauty in nature, the beauty that is in our everyday lives that is often not seen as we pass through each day without *really* looking. I would say that it is this omnipresent beauty that draws me to macro photography. I enjoy the focus that a shallow depth of field provides in macro work, creating abstract images from purely natural objects. I enjoy the detail that is present; with macro photography we have to ability to view each tiny segment of an insects body, each grain of pollen collected by a bee, these tiny details are what we do not see in our every day lives and this is what I enjoy with macro images. I also enjoy landscape / seascape photography, I love 'contrasty' images and images that convey a story.

### What are your thoughts on today's Judges?

As I have not submitted any photos for the competition nights yet, my exposure to the judges is from a learning perspective. I have attended several competition nights to hear the critiques from the judges, with the hope that I will learn from their comments. There have been one or two judges that I feel have provided sufficient critique in a constructive form, on the other hand, there are those who have not given much constructive feedback and as such haven't provided a learning experience. In my mind, I would like to see the images critiqued to provide guidance to our audience so that we may learn from the submissions of our members.



### Whose photos in the Photography Club do you admire the most?

I couldn't pin point any one member, there are some magnificent photographers who are members of the club and some wonderful talent to look up to. I think that as encouragement to all members, if we are aware of the beauty around us, we can all aspire to produce awarded images

### Do you have a "photographic moment/adventure" to share?

Two 'moments' in my photography so far that have helped my photography to develop were when I was out on a photographic shoot, and for the first time was able to shoot misty, glass water using a slow shutter speed at sunset. The second was at sunrise, using a 30 sec shutter speed and achieving the cloudy mist of the waves around rocks at Manly. Both of these times, I discovered the results accidentally, but it has been through these 'accidents' that I have learned so much about the use of shutter speed in achieving a misty atmosphere in my photography. These accidental 'correct' exposures and the results achieved led me to explore the use of these techniques further.

### Do you follow any sport or team or have a hobby?

My sporting involvement is limited to my children's activities, mainly my daughter's gymnastics. Apart from photography, my passion lies with the visual arts, I draw and paint and I currently attend an art class to practice and develop my painting. Painting, drawing and photography all work together with many similarities in the construction of an image / artwork. Knowledge gained in both photography and drawing, especially in the areas of composition and colour help me to better understand both mediums.

### What has been your favourite holiday and travels?

I love Europe, the scenery is stunning and diverse, the people and the culture rich. We lived in Asia for many years and I am captivated by the culture, colours and architecture there.

### Name one thing we don't know about you?

I have a Masters of Art (*Curatorship and Modern Art*), I am the curator for a major annual Art Prize, selecting finalists for final judging for the major prize.

### Do you have any suggestions for the Photography Club?

Encouragement and praise with constructive criticism to help develop our members' talents. Pretty much, keep doing what you're doing.

**Any Comments:** Look around everywhere; see the beauty that surrounds us everyday. At times life throws at us some terrible challenges, but remember the sun still shines somewhere even on the worst days. Photography provides us a medium for expression of emotions, a medium to tell a story through our images, use it to illustrate the story that you would like to tell.

## CONTACT US

### **President**

Mal Hobson  
[president@chrslphotographyclub.org](mailto:president@chrslphotographyclub.org)

### **Vice President**

Robert Shelberg  
[vpresident@chrslphotographyclub.org](mailto:vpresident@chrslphotographyclub.org)

### **Treasurer**

Hari Kishan  
[treasurer@chrslphotographyclub.org](mailto:treasurer@chrslphotographyclub.org)

### **Secretary**

Julie Barrington  
[secretary@chrslphotographyclub.org](mailto:secretary@chrslphotographyclub.org)

### **Program & Meeting Coordinator**

William Stewart  
[progcoordinator@chrslphotographyclub.org](mailto:progcoordinator@chrslphotographyclub.org)

### **Competition Coordinator**

Val Fenbow  
[compcoordinator@chrslphotographyclub.org](mailto:compcoordinator@chrslphotographyclub.org)

### **Social Coordinator**

Jacci Schipp  
[social@chrslphotographyclub.org](mailto:social@chrslphotographyclub.org)

### **Enquiries Officer**

Mary Spence  
[enquiries@chrslphotographyclub.org](mailto:enquiries@chrslphotographyclub.org)

### **Web Administrators**

Bruce Amour & Aaron Hayden  
[webadmin@chrslphotographyclub.org](mailto:webadmin@chrslphotographyclub.org)

### **Benefits Coordinator**

Barbara Glover  
[benefits@chrslphotographyclub.org](mailto:benefits@chrslphotographyclub.org)

### **Publicity Coordinator**

Steve James  
[pubcoordinator@chrslphotographyclub.org](mailto:pubcoordinator@chrslphotographyclub.org)

### **Training Coordinator**

Bob Cook  
[training@chrslphotographyclub.org](mailto:training@chrslphotographyclub.org)

### **Membership Secretary**

Rod Murphy  
[membersec@chrslphotographyclub.org](mailto:membersec@chrslphotographyclub.org)

### **Project Officer**

Simon Finch  
[project@chrslphotographyclub.org](mailto:project@chrslphotographyclub.org)

**CASTLE HILL RSL PHOTOGRAPHY CLUB**  
**ATRIUM CASTLE HILL RSL, LEVEL 6**  
**77 CASTLE STREET**  
**CASTLE HILL**

**P.O. BOX 25,**  
**CASTLE HILL, NSW 1765**

**WEB:** [www.chrslphotographyclub.org](http://www.chrslphotographyclub.org)  
**E-MAIL:** [admin@chrslphotographyclub.org](mailto:admin@chrslphotographyclub.org)

### **Newsletter Contributions**

If you have any articles that may be of interest to our members, please feel free to email me at [editor@chrslphotographyclub.org](mailto:editor@chrslphotographyclub.org)

They can be technical, Photoshop, arty, recent holiday shots, awards or anything that you would like to share.

Articles are preferred in Microsoft word or plain text format.

**Photos need to be of a high resolution.**

**As a deadline is critical for the success of the Newsletter please ensure your articles reach me by 19<sup>th</sup> of each month**

**Dianne English**