


PRESIDENT'S REPORT

Welcome to this month's Viewpoint.

The new website was launched as scheduled on February 1. There were a few minor problems but we have managed to address all of them. The next real test is the February competition entries and results, but it is anticipated that it will run smoothly. There will be some additional changes made to cater for the change in competition rules but these should be ready in time for the March competition. One of the biggest issues raised by members was the displaying of members addresses, this has now been resolved but we do ask that you maintain your addresses in the system as we need them for auditing purposes.



At February 8 we had 295 members, however only 138 have renewed their membership. It is anticipated that we will lose around 50 members which is a normal event. Fees are now payable and must be paid by the first meeting in March according to the constitution. If not paid by that date unpaid members will be converted to former members and any galleries they have will be deleted.

The competition committee have now issued the new competition rules for 2011, please ensure that you are aware of the changes.

The Social and Training committees have been busy on their calendars, more to come in the next few weeks.

There is still one job that needs to be filled, that being Member Benefits Coordinator. This is a very important management position responsible for procuring items for the benefit of members. These range from matt boards and books that are sold at each meeting to getting donations from suppliers for our year end function. Until this job is filled we have had to suspend the selling of all items. If you are interested please contact me on president@chrslphotographyclub.org

Until next month Happy Snapping

Regards
Mal Hobson


CONGRATULATIONS!! to the following members who have achieved the Print and Digital Images of the Month for the 22nd February 2011




Set Subject Print of the Month – “Possum”
by Mary Spence



Open – Print of the Month – “A Lazy Sunday
Afternoon” by Monica Mulder



Set Subject – Digital Image of the Month –
“Simba” by Irena Hayes



Open – Digital Image of the Month – “Green
Eyes” by Jennifer Bailey

CLUB NEWS

New Members

CHRSL Photography club welcomes the following new members to the club.

Kim Macguire	Yolanda Thornett
Alan Taylor	Caralyn Taylor
Les Harvey	Peter Curtis
Vicki Curtis	Mel French
Greg Worner	Jim Gardiner
Jenny Rickard	John O'Farrell

We look forward to seeing you and your images.

New members to the club are encouraged to read

The Federation of Camera Clubs newsletters - f/stop, just click on the link here.

http://www.photographynewsw.org.au/news_pdf/fcc_1102.pdf It has lots of info on external competitions and news and events from other clubs.

Tips **Camera security.... While travelling** in Japan about twelve years ago someone gave me a tiny tinkly bell about 1cm in diameter. I secured it to my camera bag and its been there ever since. If I'm dozing off in an airport or train and anyone moves my bag the bell tinkles. I'm now conditioned like one of Pavlov's dogs and always wake up. Simple but it works.

Solution to Sensor size and magnification. Many photographers get confused trying to understand the magnifying effects of their sensor. This is very important whenever you are considering buying a new lens. Buy the wrong lens and not only will you lose money but you are just as likely to get a vignetted image – a couple of my students have recently done just this. Check out your sensor size and image magnification at <http://visibledust.com/sensorsizes.php>

Make your own memory card. No, not really. But, if you would like to see how a memory card or thumb drive is manufactured have a look at this fascinating video. <http://www.mobilemag.com/2011/01/11/lexars-factory-video-tour-gives-insight-to-painstaking-process-of-memory-chip-manufacturing/>

Good design – the power of three. So many photographs simply have too much information, especially travel images. Try this - simplify your image by including a maximum of three elements. Eg face, beer, blue sky (NOTHING else!) or water, boat & dog (NOTHING else!) or dog, grass, ball (NOTHING else). It's an exercise in strong design and self-discipline.

Congratulations to William and Robyn Stewart for the following Awards

2011 46th Oklahoma International Exhibition:

Robyn Stewart:

Flying Chips – Accepted
Hang on Tight – Accepted

William Stewart:

Interception Endeavour – Honourable Mention
Secured Shotput – Acceptance
The Fall – Honourable Mention




Congratulations!!!

Landscape Photography Talk

By

Richard Green

Tuesday 1st March 2011



Our Speaker on the 1st March will be Richard Green, assisted by his wife, Carolyn. Richard is a well respected Landscape Photographer, who has held several exhibitions around the country.

Richard will have a major show of his work at the Hawkesbury Regional Gallery in Windsor from 16th February until 27 March 2011. Well worth while visiting the gallery before he comes. His web site can be found at: <http://www.richardgreen.net.au/pages/home>


Richard uses his own helicopter to get to many inaccessible places in order to obtain his great photos. The majority of his landscape photographs are taken in some of the wildest and most remote wilderness areas on the continent.

Apart from their love of being out in the wilderness and the artistic challenge they face in creating images, there is a more serious side to their work. Debate about climate change and its inevitable impact continues to stimulate discussion.

For 15 years his landscape photography was primarily with a Linhof 5x4" plate camera. With the advent of modern high resolution digital cameras, he now shoots exclusively with full frame 35mm digital Canon EOS 1Ds bodies and Canon L series lenses.

He takes full advantage of the digital technology to create multi stitched wide and extremely detailed panoramas. Most span a visual field of at least 180°, ie. what you would see with the naked eye. The exhibition prints are normally between 2 and 4 metres in length and are intended to give the viewer the sense of actually being there by his side when the photo was taken. His photographic technique is described in their book [REMOTE & WILD](#).

They therefore hope that these images will add to the growing public awareness of the beauty of our natural environment and encourage and support the desire to protect it.



Richard Green will bring some of his books with him he will be happy to sign any that are purchased. Normal shop prices are \$165 and \$245 in a very attractive display case. He will offer discounted prices for sales on the night (\$140 and \$210). He does not have credit card facilities, but will be happy to take cheques.

Castle Hill Show 1st - 3rd April 2011


As the Show Convenor of our club, I would like to draw your attention to a couple of matters regarding the Castle Hill Show.



- The Castle Hill Show – Photography Section – is run by our club on behalf of the Show Committee.
- We will need volunteers to help receive entries, set up, man the section during the show and help dismantle the exhibition at the conclusion of the show.
 - Therefore we will need volunteers on the following dates.
 - Friday 25th March – receipt of entries
 - Monday 28th March – sorting and hanging of entries
 - Wednesday 30th March – assist with judging and naming of entries
 - Friday 1st to Sunday 3rd – Manning the Display
 - Monday 4th – Hand entries back to contestants.
 - Forms will be available at the meetings in February and March to enable you to volunteer. Please see Robyn Stewart who will be at a table at the back.
- Entry Forms for the Photography Competition will be available at the club meetings from the 1st February until the 8th March.
- Entry forms can be submitted at the club meetings until the 8th March, and then at the Show Ground until the 11th March. **NO LATE ENTRIES WILL BE ACCEPTED**
- The actual entry can be submitted at club meetings until the 22nd March and then at the Show Grounds on the 25th March. **NO LATE ENTRIES WILL BE ACCEPTED**

If you have any questions regarding the Castle Hill Show Photography Section, please ask.

William Stewart



Hi Everyone,

The March Workshop night should have something for everyone.

To start the night, Elizabeth Goff will give a presentation on different forms of creative photography. She will be joined by some fellow members who will give a brief talk on how to achieve effects like:

- Creating a scene to photograph.
- Using in-camera effects
- Post processing
- Dramatic lighting effects

After the coffee break, we will have three separate sessions

- Peter Brock will lead a session on Basic Computer Skills. These days with more and more computer processing of images and the need to be able to store and backup your photos, a sound knowledge of computing is required. Here you will be able to ask "What should I do to?" etc.
- Need to know about Matt Boards? William Stewart has agreed to conduct a session to show you how to cut matt boards
- Do you suspect that your images may not be as sharp as they should be? Maybe your camera/lens combination is front or back focussing. Bob Cook will demonstrate a quick and easy method you can use to check this for each lens that you own

Should be a great night,

Please keep sending me your thoughts and ideas for future workshops and training Links for the web site.

See you there,

Bob Cook
Training Coordinator

MEMBER PROFILE: Fred King

How and why did you start in photography?

My dad has always been a keen amateur photographer and encouraged me from my early years when he noticed I had an interest. Mum & Dad bought me my first serious camera when I was about 11 years old and Dad and I used the bathroom converted into a darkroom to develop and print our film. We used to go out shooting, come home, develop the film and set about printing. In the early days we made only contact prints, then moved on to a "jumbo" enlarger - which was little more than a box with a light in it, but we could get postcard sized prints from it! When I was about 14 we got a 'real' enlarger - no stopping us both from that point forward! In fact both my Dad and I went on to be accepted in many competitions & exhibits and my Dad also worked with the local community centre helping other youngsters start in photography!

What camera do you use and what is your favourite lens at the moment ?

I currently use a Nikon D2Xs for 95 % of my pics. Though I also use Velvia slide film occasionally with my Nikon F100 as I also have a Nikon Coolscan 5000 which provides nice large hi-res images. I recently bought the Nikon 16-35mm f4.0 VR lens which is a beautiful sharp wide angle, but my absolute favourite lens is my Nikon 70-200mm f2.8 VR II which is amazingly sharp; and I can hand hold it down at 1/20th of a second at 200mm. It gives beautifully soft out of focus backgrounds at wide aperture.

What are your photographic goals?

mmmm... I don't really set specific photographic goals. I do have a Diploma in Photography and I have recently been considering the Master of Documentary Photography at Sydney University, though decided to pass on the idea at this stage as I thought the focus might be too narrow for me. I retired from work last year, so would really like to pursue photography more aggressively now. I think I'd like to develop my 'fine art' skills further. If I could make photography a 'self-funded' hobby that would be great☺

I also currently run an IT Industry photography competition that I started about 4 years ago, it's called the IT Photo Showcase and we have members from Australia, New Zealand, England, India, Malaysia and Singapore. It's not big, about 120 members with about 20-40 images being submitted for each monthly online 'themed' competition. Many of the members just enjoying looking at the submissions and voting via the online voting form. If you're in the IT industry you're welcome to join by emailing: it.photoshowcase@gmail.com or just visit the website and the blog and take a look. http://www.pbase.com/it_photoshowcase

What does being a member of the CHRSL Photography Club mean to you?

I always say that nothing focuses the mind like presenting to your peers and that's what competition night at the club really is. I used to be a member of the Australia Photographic Society and I learned that competition was the best vehicle to help improve ones



photography. We have a great club that is so well patronized and the standard is very, very high. The benchmark for image quality is much higher than I'd expected and it's making me re-focus my own efforts to try a little harder. I also love the one-on-one interaction on club nights that I didn't get through the Australian Photographic Society or through my online IT Photo Showcase.

Are you drawn to any one type of photography (landscape, portrait, macro etc.) ? and why?

Several years ago I would have said that landscape photography was my favourite, though to be frank, I now just love taking pictures of anything and everything and that's why I like the themed competitions so much. No pulling out old photos or settling into a photographic comfort zone.

What are your thoughts on today's Judges?

I think I see what I expect to see. Most judges have been around photography for a long while and that's why they have the credibility to be judges. Consequently they're most likely to have preconceived ideas and opinions, which may differ from our own. After all, photography is two-thirds art and one-third science so what makes a winning image boils down to "informed opinion". As long as we expect this, we won't be disappointed. I always appreciate the judges' comments anyway. With my own images I usually find their criticism is justified and I like the pat on the back whenever I get it - I just don't get it often enough!!

Whose photos in the Photography Club do you admire the most?

When I joined the club I was amazed at the quality and the number of print & digital images presented each month. I think the great thing about the club is that there are so many photographers whose work I admire in one way or another and in any month any one of them can produce an outstanding and eye catching image.

Do you have a "photographic moment/adventure" to share?

Nothing spectacular, but I do have fond memories of learning photography as a youngster with my Dad. On one occasion we went out shooting black & white film and came home to process the "incredible" shots. My Dad was teaching me to load the exposed film into the developing tank - so I was thrust into the darkest cupboard of the house - the airing cupboard, common in England where I grew up and which you might know houses the water heater! Wow, that film took some loading and my dad 'encouraged' me not to open the

door and ruin the day's shoot! I emerged successful from the cupboard 15-minutes later (from what should have been a 2-minute job) a lather of sweat but with a smile on my face!

I also remember once photographing Rhinos in a South African game reserve and all I could get was the back end of a lazy Rhino. Not content with this, I got out of the car approached the Rhino a little closer and tossed a small stone onto its butt. Wow.. I've never seen an animal turn so quickly and I was just glued to the spot, legs frozen solid with fright. Fortunately he was a lazy Rhino and stopped 5 metres into his charge! I never got the shot but drove away happy to be alive!

Do you follow a team or have a hobby?

Middlesbrough Football Club is my "home" footy team and I loved it when they were in the English Premier League. However for as long as I can remember they have failed to live up to our (their fans) high expectations!

I used to be a competitive squash player and recently bought myself a new racquet with thoughts of getting back into it again. I'm also a keen biker and last year (inspired by the movie Wild Hogs) and after a 35 year layoff, bought myself a BMW 1200cc Cruiser which I thoroughly enjoy and I strap my camera bag on my back and off I go!.

What has been your favourite holiday and travels?

My wife Glenda and I spent 12-months travelling Europe in a camper van after we were married and I always say that I'll do that again sometime soon – though in a bit

more luxury and with a bit more spending money this time. I've also enjoyed travel within the UK, Canada, USA, South Africa and many places in Asia, with Japan being my favourite Asian country. Another special trip was to Canada and Alaska. Glacier Bay was an exceptional place to visit, but being on a family holiday didn't take any serious pics. I've seen every city in Australia, but not much in between, so I plan to work on changing that too.

Name one thing we don't know about you?



I'm an open book – I talk so much that it's hard to keep secrets! Actually given that I've worked as a Director in the IT Industry for 25 years, not many people would know that I'm a mechanical engineer having started serving an apprenticeship with my dad in a Northern England steelworks. I then went on to design aircraft refueling systems for Mirage jets in South Africa (where I lived for 5-years), helped build a sugar mill on Mozambique and when I came to Australia, designed mine ventilation fans for Australian coal mines.

Do you have any suggestions for the Photography Club?

I think I would like to see a "members award", "peer group award" or "popular choice award" coupled to the monthly competition where members vote anonymously for say their three favourite images of the month. I like to see the style of images that have broad appeal and strike a chord for the masses.

Any Comments : I think I've said enough !!

FRED KING'S IMAGES



CONTACT US

President

Mal Hobson
president@chrslphotographyclub.org

Vice President

Robert Shelberg
vpresident@chrslphotographyclub.org

Treasurer

Hari Kishan
treasurer@chrslphotographyclub.org

Secretary

Julie Barrington
secretary@chrslphotographyclub.org

Program & Meeting Coordinator

William Stewart
progcoordinator@chrslphotographyclub.org

Competition Coordinator

Val Fenbow
compcoordinator@chrslphotographyclub.org

Social Coordinator

Jacci Schipp
social@chrslphotographyclub.org

Enquiries Officer

Mary Spence
enquiries@chrslphotographyclub.org

Benefits Coordinator

VACANT
benefits@chrslphotographyclub.org

Publicity Coordinator

Steve James
pubcoordinator@chrslphotographyclub.org

Training Coordinator

Bob Cook
training@chrslphotographyclub.org

Membership Secretary

Rod Murphy
membersec@chrslphotographyclub.org

CASTLE HILL RSL PHOTOGRAPHY CLUB
ATRIUM CASTLE HILL RSL, LEVEL 6
77 CASTLE STREET
CASTLE HILL

P.O. BOX 25,
CASTLE HILL, NSW 1765

WEB: www.chrslphotographyclub.org
E-MAIL: enquiries@chrslphotographyclub.org

Newsletter Contributions

If you have any articles that may be of interest to our members, please feel free to email me at editor@chrslphotographyclub.org

They can be technical, Photoshop, arty, recent holiday shots, awards or anything that you would like to share.

Articles are preferred in Microsoft word or plain text format.

Photos need to be of a high resolution.

As a deadline is critical for the success of the Newsletter please ensure your articles reach me by 19th of each month

Dianne English