

Viewpoint

Newsletter of the Castle Hill RSL Photography Club



May 2011

Issue 62

Presidents Report

Welcome to this month's Viewpoint.

The new website continues to function well and all necessary changes have been made to accommodate the 2011 competition rules. We are now starting to look at additional functionality to make the site even more useable and these will be introduced over the next few months. Members are still not updating their address details and we once again ask you to update your membership records as this information is needed for the RSL auditing process.

At March 5 we had 251 financial members. All members who did not renew their membership have now been moved to Former Member status and their galleries removed.

The competition for March saw the numbers drop dramatically from 213 entries in February to 144 in March. Hopefully the numbers will be much better for the April competition which will be run on May 3 due to the availability of the May lecturer who is only available on April 26.

The Social team have been busy with monthly and mid week outings. Keep watch in the reminder notice for upcoming events.

The getting to know your camera day went well and planning is complete for the




Image editing day in May thanks to the Training team.

All positions on the management committee have now been filled but I would like to remind members that the August AGM is getting nearer at which time all positions will become vacant and elections for 2012 will be conducted. As previously mentioned in accordance with the constitution, having completed two years at the helm, I will not be standing for 2012 so if anyone is interested in taking on the President role please contact me on president@chrslphotographyclub.org

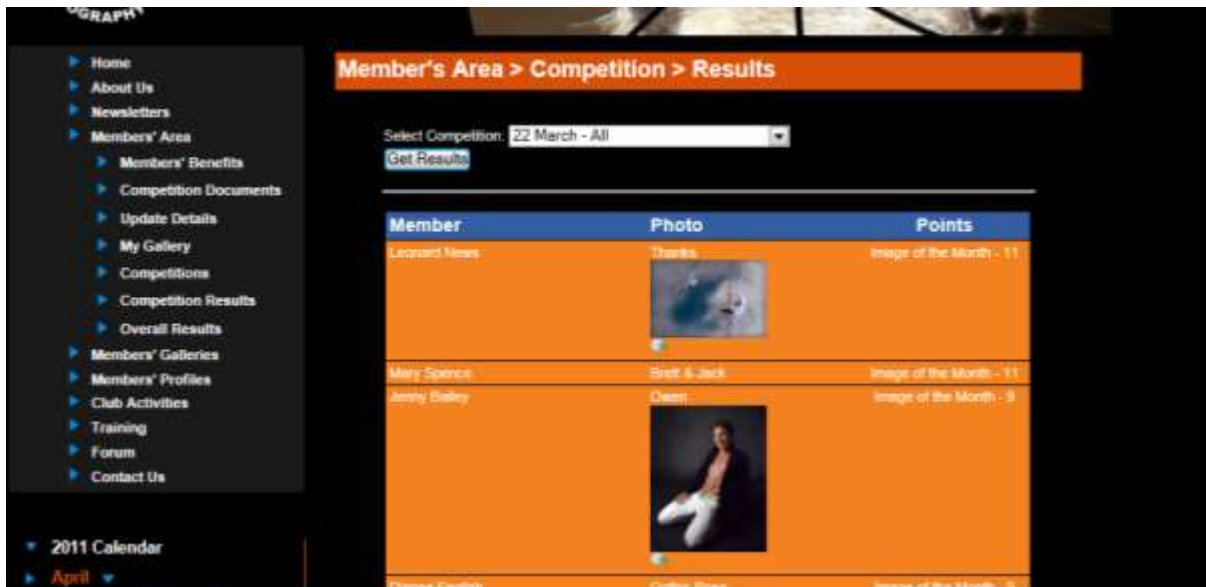
Until next month Happy Snapping

Regards
Mal Hobson

Website News

Some members have asked how they can see images from previous competitions. The answer is go to Members' Area, Competition Results, select the competition and hit get results. You can select Print, Digital or both and the report will display the results in descending order of points received, print entries will only display if the member uploaded the image when they entered the competition but their name and image name will still appear. Only entries that have received an award will show.

- Mal Hobson



Win an A3 print of your favourite image

The Competition Committee invites all B Grade members to submit their best image for selection. The image must be emailed to the Competition Coordinator by 1st July. The winning authors will have their images professionally printed by Photoenlargements.com.au. We have 20 A3s to give away.

The subject is open. The submitted image needs to be a jpg file with a **maximum** resolution of 1920 x 1080 pixels (same as for the competition) and one that would grace any wall.

The winning authors will need to provide a hi-res file of their image to be sent to Photoenlargements.com.au. We are very grateful to Photoenlargements.com.au for their generous donation and suggest members check their range of print options.

- Val Fenbow

Competition Night "Print of the Month" Winners

Congratulations to the following members for their Prints of the Month from our competition night held on 22 March:



"Brett and Jack"
Mary Spence

Print: Set Subject: Different Approach



"Thanks"

Len News

Digital: Set Subject: Different Approach



Print: Open
"Owen"

Jenny Bailey



Digital Open

"Gothic Rose"

Dianne English

Castle Hill Agricultural Show 2011

The 125th Castle Hill Show was held on the 1st, 2nd and 3rd April 2011.

We received 472 Entries as follows:

Group A – Open Black and White.	45
Group B – Open Colour.	256
Group C – Open Colour.	23
Group D – Junior Black and White.	12
Group E – Junior Colour.	117
Group F – Junior Colour.	9

In addition to the above:

- Two people withdrew their entries – (Hadn't arrived back from Melbourne).
- Two people failed to enter their photos.
- A couple of the school entries included above didn't turn up.
- One school was very tardy in submitting their entries.

We had an appeal lodged by one entrant against another of the entrants, who it was claimed was a professional photographer. The claim was investigated and found to be false. The appellant was advised accordingly.

There have been two suggestions for new Groups/Sections in the Show – however the matter of space needs to be considered.

- Photos of last year's show
- Photojournalism

Next year we need to make some alterations to the Rules and the Entry Form:

The following are being considered.

- Section A2, B2, D2 and E2 need to be called "People Portraits"
- Groups A and D need to be called "Monochrome"
- We need to include some definitions to be more in line with other competitions.
 - Nature
 - Land/Seascapes
 - Monochrome
- Note the entry form "No Nudes or offensive Photos will be accepted"
- A limit of 4 photos per section

There were several entry forms filled in incorrectly – the wrong group or section was used on the entry form and in some cases on the back of the photos. More care must be taken by entrants – including some from the camera club. We will spell the requirements out more clearly next year.

The judge this year was Patricia Beal.

The full results of the competition can be found at:

<http://www.castlehillshow.com.au/chs/chs.pma/PhotoResults2011.pdf?OpenResource>

However we can note the following:

Grand Champion of Show: The Surfer - Charles Mifsud

Group B - Open Colour - Champion: The Surfer - Charles Mifsud



Group A - Open B&W - Champion: Sharing a Moment - Karen O'Conner



Group C - Open Colour - Champion: Maddie's Memories - Dianne English



William & Robyn Stewart
Chief Stewards
Photography Section, Castle Hill Agricultural Show

Bombo Report

Social Event - March 2011



Well, the trip to Bombo for sunrise has seen the biggest turnout to date for the social team. Around 38 of us made the journey to Kiama.

On Saturday we all did our own thing before meeting up for an early dinner at the Kiama Leagues Club. After dinner we then headed off for an evening shoot at Bombo which was good for us to get to know our location for the sunrise shoot the next morning. I can see why this area is a favourite for photographers as the rock formation is stunning.

We set up shop in the evening at various vantage points across Bombo. I find it amazing that as individuals we see such a variety of interesting scenes as we were well spread out in the area. Sam, Jason and other experts were on hand to help out with questions and issues, ensuring that we all got some great shots.



The 'note to self' for me was to next time remember aeroguard as the mosquitoes were chronic ! After the shoot, some of us went back to the leagues club to have a social drink and chat.

When the alarm went off the next morning at 5am I wondered what I was doing getting up at such an ungodly hour.

We all made it down to Bombo to set up and get ready in time for the sunrise. There was not much cloud cover but some of the shots I have seen are spectacular. Once again members were on hand to help others and everyone seemed to come away from the experience smiling and lumpy from mozzie bites.



We all had breakfast back at Kiama and then members went off in different directions to photograph some more beautiful aspects of Kiama and the surrounds.

I spent the morning with Ian, Ian, Sam and Rita. It was wonderful watching Ian Moore take on the part of a feeding platform for the seagulls so we could get a shot of birds in flight.

I think I speak for everyone that it was a wonderful weekend away

Jacci Schipp



Sydney Fish Markets

Weekday Outing - March 2011



Our March weekday outing was to the Sydney Fish Markets, located in Pyrmont in the city.

SFM is the largest market of its kind in the Southern Hemisphere and the world's second largest seafood market in terms of variety outside of Japan, SFM auctions over 100 species daily. A working fish market, SFM sources product both nationally and internationally and trades over 14,500 tonnes of seafood annually.

A great day with a scrumptious lunch, our photography experience was enhanced by the 'colorful' Italian fishermen who moor at the wharf adjacent to SFM. With many stories to tell and some traditional Italian culture, they made for a colourful morning.






Fred King



If any members have photographs from our weekday outings that could be included in the outing reports, please forward to me by email.

Thank you, Deanna.



Dee Why and Turimetta Beaches

Weekday photographic excursion - April 2011



A stunning location and a fabulous day had by all.

Our April outing to Dee Why and Turimetta beaches provided a group of our members the opportunity to hit the beach and practice some surf and seascape photography.

From the Esplanade at Dee Why, we started the day with a cafe stop before heading to the headland to photograph the surfers, the seas were quite high, with 'dangerous surf conditions' in the forecast. The high seas provided us with lots of spray and breaking waves when we reached the North Narrabeen rock shelf.

With the sun out, we were fortunate to catch some beautiful reflections on the water and warmth on our backs. The morning shoot left us hungry so we descended upon a great noodle bar for lunch before heading up to North Narrabeen and Turimetta beach.





Turimetta Beach is a photographers dream beach. Hidden around the headland from North Narrabeen, the southern part of the beach sprouts angular rocks stacked against the ocean, Turimetta has rock platforms that reach into the surf, enticing photographers into a treacherous journey in order to try for that elusive image.

With the waves providing a great backdrop for many photos, we spent the afternoon capturing the rocky outcrops and the breaking surf. No drenchings, but many close calls. A great day, highly recommended to our members as a fantastic seascape location.

Our next weekday outing is to the Mount Tomah Botanical Gardens on Friday 6th May. Please check the club reminder notice for details, or e-mail Deanna on deannab@bigpond.com



May Competitions

Due to the necessity to change some dates to be able to accommodate our speakers, we have had to alter the dates in April and May this year, which results in us having two Speakers in April and two Competitions in May.

3rd May – Competition – Set Subject – Landscape/Seascape

May contain man made objects or people but the emphasis must be on the Seascape/Landscape. Your image can be a panorama, and for prints it must not exceed 50cm on the longest side, including mat.

Richard Green may have given you some ideas for this subject. For other ideas search the web.

Closing date for digital entries is 22 April.

24th May – Competition – Set Subject – Creative

Elizabeth Goff whet our appetite for this competition at the Workshop in March.

Our Definition: Creative images must be the imagination of the author. Can be made in the camera, set up scenes, or computer altered/manipulated images. Must include only the photographic work of the entrant.

Ian Pinder has provided this link to a site that has a gallery of 56 creative photos. Some great images are shown which may help to inspire some club members:

<http://justcreativedesign.com/2008/03/22/56-creative-photography/>

Closing date for digital entries is 13 May.

Upcoming Competitions

28 June - Leading Lines

26 July - Emotion

23 August - Human Form

27 September - Decisive Moment

25 October - Urban Life

22 November - Dramatic Lighting

Member Profile - Louise Docker



How and why did you start in photography?

I started photography about 5 years ago. My boss decided that since I produced the catalogues at work that it only made sense that I did the product photos as well. So when he returned from one of his business trips to China he presented me with a digital camera and told me that it was now part of my job. Unfortunately I had no idea on how to use a camera, let alone take product photos, so I started researching on the internet and ended up buying my own camera to practice with. After a while I discovered that I actually liked photography and had a good eye for composition and it just grew from there.

What camera do you use and what is your favourite lens at the moment ?

I recently purchased a Canon 7D and a 25-75mm 2.8L lens. I have been using the new lens quite a lot lately, especially when we go on walks. I usually pack this lens with the screw on macro filters plus the 70-300mm and find that this combination is easier than lugging around three or four lenses. My favorite lens is definitely the 100mm Macro Lens at F2.8 – F4. I like the shallow depth of field it gives.

What are your photographic goals ?

My goal at the moment is to spend more time on photography. I have recently changed my job and am hoping that this will give me more free time up my sleeve. I would also really like to improve my skills in portrait photography, which is an area that I haven't spent much time exploring. Another thing that I would like to do is get more practice in on using my Lens Baby, I haven't quite got the knack of it yet.

What does being a member of the CHRSL Photography Club mean to you?

I became a member of CHRSL Photography club when I was fairly new to photography and found the members very encouraging and they were glad to give me advice to help further my photographic skills.

I have been on a sharp learning curve since attending the club and have found the lectures and workshops to be very interesting and helpful and the members very friendly. It's a place where I can be with people that share the same passion as me.

Are you drawn to any one type of photography (landscape, portrait, macro etc.) and why?

Macro photography, it's my passion. I love taking images of nature and find it fascinating seeing things up close, the tiny details can be amazing.

Do you have a “photographic moment/adventure” to share ?

The one that stands out is when I was at a National Park taking a photo of the scenery and decided that I should move a little bit to the left to get a better angle. Unfortunately I didn't look down to see what was on the ground, just kept on looking through the lens and ended up standing on top of a Bull Ants nest. I happened to be wearing sandals and jeans that day, so the ants climbed up my feet and the inside legs of my jeans, then proceeded to bite me. I don't think I have ever moved as quickly as I did that day. Unfortunately I received quite a few nasty bites and now always look where I am walking or standing, especially when taking photos....

Do you have any suggestions for the Photography Club ?

Not that I can think of at the moment but I would like to say congratulations on the new website. Keep up the great work.

May Workshop

Details for the May workshop night have not yet been finalised. Please see the weekly reminder notice for more information.

Audio Visual Challenge

AUDIO VISUAL CHALLENGE

between
Castle Hill RSL Photography Club
Blacktown City Photographic Club
Hawkesbury Camera Club

Hosted by the Blacktown City Photographic Club

Wednesday 4th May 2011 at 8pm

at WEST TRADIES CLUB
247 Woodstock Avenue
DHARRUK
in The Meeting Room

Please come along and support our club.
A fun evening with supper provided.
Contact Alia Naughton for more information
alia@bigpond.net.au

Congratulations

Congratulations to Ian English who has been shortlisted in the 2011 Moran Contemporary Photographic Prize with the photo, Man's Best Friend.

<http://www.moranprizes.com.au/default.aspx?id=32#>

Ideas for Outings

Head On Photo Festival

5 May - 11 June 2011

Head On Photo Festival is Sydney's only multi-genre festival featuring a wide range of Australian and international photo-media from traditional still photography to digital multi-media projects. The festival is an annual event and involves many venues across Sydney. In addition to exhibitions, the festival features numerous events for anyone interested in photography including a two-day seminar, artists' talks and a series of multi-media screenings.

The Head On Foundation is a non-profit organisation aiming to promote photography through cultural activities.

www.headon.com.au

Symbio Wildlife Park

Symbio is Wollongong's own award winning, family owned zoo, set in 16 acres of bush parkland, open every day from 9:30am - famous for providing genuine hands-on encounters with the most fascinating creatures from Australia and around the world.

<http://www.symbiozoo.com.au/node>

PMA Australia 2011 Imaging & Entertainment Expo & Conference

Thursday 23 - Monday 27 June 2011

Sydney Convention & Exhibition Centre, Darling Harbour Sydney

<http://www.pmaaustralia.com.au/>

External Competitions

Australian Photographic Society

The Australian Photographic Society Annual Exhibition opens shortly. There are divisions for Prints, Digital and Audio Visual. These competitions are open to all photographers.

The Print Division Exhibition Entry Forms and details can be obtained from William Stewart: wrs864@optusnet.com.au

Exhibition Calendar:

Entries close: 15th July 2011.
Judging: 30th July 2011.
Reports mailed: 6th August 2011.
Exhibition: 24th to 30th September 2011.
Entries/Catalogue returned: 15th October 2011.

The Digital Division Exhibition Entry Forms and details can be found at: <http://www.nationaldigital.org.au/exhibition/frontpage.html>

Exhibition Calendar

Entries Open: 24th April
Entries Close: 30th June
Judging: 14th August
Reports: 23rd August
Catalogue available for download from the APS website:
10th September.
DVD Posted: 10th October.

The Audio Visual Exhibition Entry Forms and details will be out shortly.

1st Arctic Exhibition of Photographic Art 2011

Arctic Exhibition invites all photographers all over the world, amateurs as well as professionals, to submit digital images in two sections, Open Color and Open Monochrome, to the **1st Arctic Exhibition of Photographic Art 2011**

All phases of the exhibition will be conducted in accordance with the recommended practices of PSA: The Photographic Society of America CPID and EID, FIAP: Federation Internationale de l'Art Photographique 2011/009 and UPI: United Photographers International with code L1004-M6

<http://www.arcticexhibition.no/>

Closing Date is May 1, 2011

Aesthetica Creative Works Competition 2011

The 2011 Aesthetica Creative Works Competition is now open for entries! Aesthetica Magazine is inviting all artists, photographers, writers and poets to submit their work into the Creative Works Competition. Now in its fourth year, the competition is dedicated to celebrating and championing creative talent across the disciplines and is eager to see photographic work well-represented in the competition this year.

- The Competition has three categories, Artwork & Photography, Poetry and Fiction.
- Winners and finalists are published in the Aesthetica Creative Works Annual.
- Winners of each category receive £500 prize money (apx. \$780 AUD) plus other prizes.
- Entry to the Creative Works Competition is £10 (apx. \$15 AUD).
- The entry fee allows the submission of 2 images, 2 poems or 2 short stories.
- The deadline for submissions is the 31st August 2011.
- More guidelines on how to submit can be found on-line at http://www.aestheticamagazine.com/submission_guide.htm

Remember to read the rules and conditions of entry closely to ensure ownership of your image stays with you.

Zen in the Art of Photography

In 1969 Robert Leverant first published the timeless book 'Zen in the Art of Photography'. It has become a cult classic and the bible of photography for photographers around the world. The book is comprised of 162 'poetic stanzas' that inspire and nurture readers. The book has been out of print and in demand for decades and in 2011 Robert Leverant is publishing an updated version. A multi-media exhibit and catalogue are planned to celebrate this much-anticipated event.

Since 2009 Robert and three photographers: Jon Butler, Alfredo Marin-Carle and Marius Jomphe have interpreted 44 of the 162 'poetic stanzas'. The remaining 118 'poetic stanzas' from the book will be open, as a contest, to be interpreted by 118 photographers from around the world. Both a catalogue and a multi-media exhibit then will be created using the 162 photographs and 'poetic stanzas' from 'Zen in the Art of Photography'.

Entries will be accepted from photographers, worldwide, until November 30, 2011.

Every entrant receives an autographed copy of Robert Leverant's "ZEN in the Art of Photography".

www.ZenEntry.com

General Information

Graduated Neutral Density Filters

Cambridge in Colour have just uploaded a tutorial on the use of graduated neutral density filters. Here's a link to the tutorial.

http://www.cambridgeincolour.com/tutorials/graduated-neutral-density-filters.htm?utm_source=newsletter&utm_medium=email&utm_campaign=news13

- Mary Spence

Topaz Remask 3

It looks as though they've made some really good improvements. There's a YouTube video at:

<http://www.youtube.com/watch?v=zrDGQdLCTA>

- Mary Spence

Online Tutorials

Pencil Portraits

<http://www.duckettphoto.com/lessons/pencil/pencil01.htm>

Tutorial – Photoshop Levels

<http://www.cambridgeincolour.com/tutorials/levels.htm>

Russell Brown's Photoshop Tips and Techniques

http://www.russellbrown.com/tips_tech.html

Digital Photography Tutorials

<http://www.cambridgeincolour.com/tutorials.htm>

A Hint for Street Photographers

A photographer who is really into street photography has come up with what seems to be the perfect response when strangers he is photographing ask the question "What do you think you're doing?".

Quite simply - he lies and tells them that he's enrolled in a photography course at TAFE and their 'latest assignment' is street photography. He asks "would you like to see what I've done so far?" and offers them a look at his camera monitor. Apparently he's never had anyone ask for their pictures to be deleted and his subjects leave, quite content, probably thinking they've helped someone with their studies.

Of course, some of us will have to be very mature students.

- Mary Spence

Contact Us

Castle Hill RSL Photography Club
Atrium Castle Hill RSL
Level 6, 77 Castle Street
Castle Hill

PO Box 25
Castle Hill NSW 1765

www.chrslphotographyclub.org
enquiries@chrslphotographyclub.org

President

Mal Hobson
president@chrslphotographyclub.org

Social Coordinator

Jacci Schipp
social@chrslphotographyclub.org

Vice President

Robert Shelberg
vpresident@chrslphotographyclub.org

Enquiries Officer

Mary Spence
enquiries@chrslphotographyclub.org

Treasurer

Hari Kishan
treasurer@chrslphotographyclub.org

Benefits Coordinator

Stephen Wallbank
benefits@chrslphotographyclub.org

Secretary

Julie Barrington
secretary@chrslphotographyclub.org

Publicity Coordinator

Steve James
pubcoordinator@chrslphotographyclub.org

Program & Meeting Coordinator

William Stewart
progcoordinator@chrslphotographyclub.org

Training Coordinator

Bob Cook
training@chrslphotographyclub.org

Competition Coordinator

Val Fenbow
compcoordinator@chrslphotographyclub.org

Membership Secretary

Rod Murphy
membersec@chrslphotographyclub.org

Newsletter Contributions

If you have any articles that may be of interest to our members, please email them to editor@chrslphotographyclub.org. They can be technical, Photoshop, arty, recent holiday shots, awards or anything that you would like to share.

Please send articles in Microsoft word or plain text format with pictures attached as separate files.

In order to ensure your article is included in the next newsletter, please ensure it is submitted by the 15th of the month.